
UNITED STATES
SECURITIES AND EXCHANGE COMMISSION
Washington, D.C. 20549

FORM 10-Q

(Mark One)

QUARTERLY REPORT PURSUANT TO SECTION 13 OR 15(d) OF THE SECURITIES EXCHANGE ACT OF 1934

For the quarterly period ended March 31, 2019

or

TRANSITION REPORT PURSUANT TO SECTION 13 OR 15(d) OF THE SECURITIES EXCHANGE ACT OF 1934

For the transition period from _____ to _____
Commission File Number: 001-35769

NEWS CORPORATION

(Exact name of registrant as specified in its charter)

Delaware
(State or other jurisdiction of)

46-2950970

NEWS CORPORATION

FORM 10-Q
TABLE OF CONTENTS

1.	
----	--

PART I

ITEM 1. FINANCIAL STATEMENTS

NEWS CORPORATION
CONSOLIDATED STATEMEN

NEWS CORPORATION

CONSOLIDATED STATEMENTS OF COMPREHENSIVE INCOME (LOSS)
(in millions)

	For the three months ended March 31,		For the nine months ended March 31,	
	2019	2018	2019	2018
Operating income (loss)	\$ 23	\$ (1,110)	\$ 20	\$ (1,000)
Interest income	5	10	(12)	144
Interest expense	(5)	()	2	()
Other income (expense)	()	()	()	5
Gain (loss) on sale of assets	(3)	()	10	(14)
Other comprehensive income (loss)	()	()	()	1
Income tax expense	()	1	(10)	13
Net income (loss)	0	(1,10)	100	(53)
Other comprehensive income (loss)	(13)	(1)	(4)	(54)
Comprehensive income (loss)	(10)	2	4	(1)
Net income (loss) available to common shareholders	\$ ()	\$ (1,125)	\$ 2	\$ (1,000)

- a) Operating income (loss) for the three months ended March 31, 2019, is \$1 million.
- b) Operating income (loss) for the three months ended March 31, 2018, is \$3 million.
- c) Operating income (loss) for the nine months ended March 31, 2019, is \$2 million.
- d) Operating income (loss) for the nine months ended March 31, 2018, is \$4 million.

[Redacted text block]

[Redacted text block]

[Redacted text block]

[Redacted text block]

NEWS CORPORATION
NOTES TO THE UNAUDITED CONSOLIDATED FINANCIAL STATEMENTS

NOTE 1. DESCRIPTION OF BUSINESS AND BASIS OF PRESENTATION

On January 1, 2011, the Company acquired 100% of the equity of News Group Limited, a private company, for a purchase price of \$100 million. The acquisition was accounted for as an acquisition of an entity under common control. The Company's ownership of News Group Limited is summarized in the following table:

Entity	Ownership Percentage
News Group Limited	100%
News Corporation	50%
News Corporation (indirectly through subsidiaries)	50%

NEWS CORPORATION
NOTES TO THE UNAUDITED CONSOLIDATED FINANCIAL STATEMENTS

Recently Issued Accounting Pronouncements

Adopted

2014, () () 2014 0 ,
() () 2014 0),
() 0). 2014 0

NEWS CORPORATION
 NOTES TO THE UNAUDITED CONSOLIDATED FINANCIAL STATEMENTS

Issued

201 , 201 02, (42) (201 02). 201 02,
 201 02
 1, 201
 201 02
 201 02

201 , 201 13, (32)
 (201 13). 201 13, ()
 201 13
 1, 2020. 201 13

201 , 201 12, H. (15) H.
 (201 12). 201 12
 201 12 1, 201
 201 12

201 , 201 02, (220)
 (201 02). 201 02 () 12
 201 02 1,
 201 201 02

201 , 201 13, (20)
 (201 13). 201 13, 20,
 201 13
 201 13 3
 1, 2020. 201 13


201 , 201 14, (15 20)
 (201 14). 201 14
 201 1

NEWS CORPORATION
NOTES TO THE UNAUDITED CONSOLIDATED FINANCIAL STATEMENTS

	As of July 1, 2018		
	ASC 605	Effects of Adoption (in millions)	ASC 606
Assets:			
Current assets	\$ 1, 12	\$ 200	\$ 1, 12
Property and equipment	3 2	(4)	3
Intangible assets	2	2	2 1
Other assets	31	2	23
Liabilities and Equity:			
Current liabilities	\$ 51	\$ ()	\$ 510
Long-term liabilities	3 2	1 4	5
Equity	3	11	400
Other equity	430	1	501
Other equity	(2,1 3)	20	(2,143)

Disaggregated revenue

	For the three months ended March 31, 2019					
	News and Information Services	Subscription Video Services	Book Publishing (in millions)	Digital Real Estate Services	Other	Total Revenues
Current	\$ 53	\$ 4 4	\$	\$ 12	\$ 1	\$ 1,025
Long-term	5 3	50	2	2	0	0
Other			403			403
Other				21		21
Other	3	15	1	15		141
Total	<u>\$ 1,224</u>	<u>\$ 53</u>	<u>\$ 421</u>	<u>\$ 2 2</u>	<u>\$ 1</u>	<u>\$ 2,45</u>



NEWS CORPORATION
NOTES TO THE UNAUDITED CONSOLIDATED FINANCIAL STATEMENTS

Consumer revenues

..... (.....)

NEWS CORPORATION
NOTES TO THE UNAUDITED CONSOLIDATED FINANCIAL STATEMENTS


Contract liabilities and assets

	<u>For the three months ended March 31, 2019</u> (in millions)	<u>For the nine months ended March 31, 2019</u> (in millions)
Contract liabilities	\$ 430	\$ 510
Contract assets	34	2,211
Contract liabilities and assets	(3)	(2,300)
	(21)	(21)
Total	\$ 40	\$ 40

As of March 31, 2019, the Company has contract liabilities of \$241 million and contract assets of \$41 million. Contract liabilities and assets are primarily related to advertising contracts. Contract liabilities are primarily related to advertising contracts that have been billed but not yet recognized as revenue. Contract assets are primarily related to advertising contracts that have been recognized as revenue but not yet billed. Contract liabilities and assets are reported in the Consolidated Balance Sheet as of March 31, 2019.

Practical expedients and other revenue disclosures

The Company has elected to apply the practical expedient in ASC 606-10-32-4 to not disclose the nature and amount of the contract liabilities and assets that are expected to be recognized within the next 12 months.




NEWS CORPORATION
 NOTES TO THE UNAUDITED CONSOLIDATED FINANCIAL STATEMENTS

Equity Losses of Affiliates

	For the three months ended March 31,		For the nine months ended March 31,	
	2019	2018	2019	2018
	(in millions)		(in millions)	
Net equity losses of affiliates	\$ (4)	\$ (0)	\$ (13)	\$ (4)
Share of equity losses of affiliates	(4)	(4)	(13)	(2)
	<u>\$ (4)</u>	<u>\$ (4)</u>	<u>\$ (13)</u>	<u>\$ (1,002)</u>

4) 201, 201, 3, 31, 201, \$ 5, 201, 54 .0533 2004. (02.20) 2(2 . 4



NEWS CORPORATION
NOTES TO THE UNAUDITED CONSOLIDATED FINANCIAL STATEMENTS

NOTE 6. BORROWINGS

	Interest rate at March 31, 2019	Due date at March 31, 2019	As of March 31, 2019	As of June 30, 2018
(in millions)				
Foxtel Group				
2013 ⁽¹⁾	3.55%	, 201	\$	\$ 222
2014 ⁽¹⁾	3.55%	30, 201	142	14
2014 ⁽²⁾	3.5%	31, 2020	142	14
2015 ⁽¹⁾	3.0%	31, 2020	24	2
201 ⁽¹⁾	4.25%	11, 2021	53	10
201 ⁽¹⁾	3.5%	3, 2020	5	5
200 ⁽³⁾	.20%	24, 201	4	5
2012 ⁽¹⁾	3.0%	25, 201	150	150
2012 ⁽²⁾	4.2%	25, 2022	1	1
2012 ⁽³⁾	4.42%	25, 2024	14	14
2012	.04%	25, 2022		3
REA Group				
201 ⁽²⁾		31, 201		
201 ⁽³⁾	3.01%	31, 201	10	1
201 ⁽¹⁾	2.1%	2, 2021	50	54
			1,54	1,52
			()	(42)
			<u>\$</u>	<u>\$1,40</u>

⁽¹⁾ ...

NEWS CORPORATION
NOTES TO THE UNAUDITED CONSOLIDATED FINANCIAL STATEMENTS

NOTE 8. EQUITY

		For the three months ended March 31, 2019									
		Class A Common Stock		Class B Common Stock		Additional Paid-in Capital	Accumulated Deficit	Accumulated Other Comprehensive Loss	Total News Corporation Equity	Noncontrolling Interests	Total Equity
		Shares	Amount	Shares	Amount	Capital	Deficit	Loss	Equity	Interests	Equity
		(in millions)									
March 31, 2019		35	\$ 4	200	\$ 2	\$ 12,211	\$ (1,310)	\$ (1,000)	\$ 24	\$ 1,100	\$ 10,434
							10		10	13	23
								5	5	10	
						(5)			(5)	(20)	()
						1			1	(4)	12
March 31, 2018		35	\$ 4	200	\$ 2	\$ 12,221	\$ (1,200)	\$ (1,010)	\$ 2	\$ 1,100	\$ 10,450

		For the three months ended March 31, 2018									
		Class A Common Stock		Class B Common Stock		Additional Paid-in Capital	Accumulated Deficit	Accumulated Other Comprehensive Loss	Total News Corporation Equity	Noncontrolling Interests	Total Equity
		Shares	Amount	Shares	Amount	Capital	Deficit	Loss	Equity	Interests	Equity
		(in millions)									
March 31, 2018		33	\$ 4	200	\$ 2	\$ 12,350	\$ (400)	\$ (320)	\$ 10,000	\$ 200	\$ 11,150
							(1,120)		(1,120)	100	(1,110)
								3	3	(200)	100
						(5)			(5)	(100)	()
						1			1	100	200
March 31, 2017		33	\$ 4	200	\$ 2	\$ 12,310	\$ (1,200)	\$ (200)	\$ 500	\$ 200	\$ 11,110

NEWS CORPORATION
NOTES TO THE UNAUDITED CONSOLIDATED FINANCIAL STATEMENTS

For the nine months ended March 31, 2019

	Class A Common Stock		Class B Common Stock		Additional Paid-in Capital	Accumulated Deficit	Accumulated Other Comprehensive Loss		Total News Corporation Equity	Noncontrolling Interests	Total Equity
	Shares	Amount	Shares	Amount							
March 31, 2018	33	\$ 4	200	\$ 2	\$ 12,322	\$ (2,133)	\$ (4)	\$ 21	\$ 1,1	\$10,4	
Issuance of Class A common stock						32	(22)	10	10	20	
Issuance of Class B common stock						20		20	4	20	
Accumulated other comprehensive loss							(124)	(124)	(4)	(10)	
Share repurchases					(11)			(11)	(43)	(10)	
Other	2				24	(2)	1	23	(2)	21	
March 31, 2019	<u>35</u>	<u>\$ 4</u>	<u>200</u>	<u>\$ 2</u>	<u>\$ 12,22</u>	<u>\$ (1,2)</u>	<u>\$ (1,01)</u>	<u>\$ 2</u>	<u>\$ 1,1</u>	<u>\$10,45</u>	

For the nine months ended March 31, 2018

	Class A Common Stock		Class B Common Stock		Additional Paid-in Capital	Accumulated Deficit	Accumulated Other Comprehensive Loss		Total News Corporation Equity	Noncontrolling Interests	Total Equity
	Shares	Amount	Shares	Amount							
March 31, 2017	32	\$ 4	200	\$ 2	\$ 12,35	\$ (4)	\$ (4)	\$ 10,	\$ 2 4	\$11,0 3	
Issuance of Class A common stock						(1,143)		(1,143)	54	(1,0)	
Issuance of Class B common stock							135	135	1	13	
Share repurchases					(11)			(11)	(40)	(15)	
Other	1				33	(1)		32	(3)	2	
March 31, 2018	<u>33</u>	<u>\$ 4</u>	<u>200</u>	<u>\$ 2</u>	<u>\$ 12,310</u>	<u>\$ (1,2)</u>	<u>\$ (2)</u>	<u>\$ 5</u>	<u>\$ 2</u>	<u>\$, 1</u>	

Stock Repurchases

For the nine months ended March 31, 2019, we repurchased 1.4 million shares of Class A common stock at a cost of \$4.4 million (3.1 million shares at \$1.533 per share and 0.3 million shares at \$0.002 per share).

NEWS CORPORATION
NOTES TO THE UNAUDITED CONSOLIDATED FINANCIAL STATEMENTS

3

For the nine months
ended March 31,
2019
(in millions)

	\$ 12
	(10)
	(1)
	\$ 115

4) 201 01. 1

Mandatorily redeemable noncontrolling interests

() 3

3

	For the nine months ended March 31,	
	2019	2018
	(in millions)	
	\$ 12	\$ 12
	1	2
	(1)	(1)
	\$ 12	\$ 2

Derivative Instruments

4.3 0 0 04 .003 ()

NEWS CORPORATION
NOTES TO THE UNAUDITED CONSOLIDATED FINANCIAL STATEMENTS

()

H

	Balance Sheet Location	Fair value as of	
		March 31, 2019	June 30, 2018
		(in millions)	
		\$ 3	\$ 3
		12	
		32	
		1	2
		5	
			10
		(3)	
		(1)	(20)
		(15)	(12)

Cash flow hedges

		\$34	31, 201
		201	31, 201
\$3			
		12	
		\$ 00	31, 201
			2022. 31, 201
	\$4		
		12	
			\$400
31, 201			2024.
31, 201	\$1		
			12

NEWS CORPORATION
NOTES TO THE UNAUDITED CONSOLIDATED FINANCIAL STATEMENTS

31, 201

31, 201

	(Gain) loss recognized in Accumulated Other Comprehensive Loss for the three months ended March 31,		Gain (loss) reclassified from Accumulated Other Comprehensive Loss for the three months ended March 31,		Income statement location
	2019	2018	2019	2018	
	(in millions)				
	\$ 2	\$	\$	\$	
			()		()
	4		(2)		()
	<u>\$ 15</u>	<u>\$</u>	<u>\$ ()</u>	<u>\$</u>	

	(Gain) loss recognized in Accumulated Other Comprehensive Loss for the nine months ended March 31,		Gain (loss) reclassified from Accumulated Other Comprehensive Loss for the nine months ended March 31,		Income statement location
	2019	2018	2019	2018	
	(in millions)				
	\$ (2)	\$	\$ 2	\$	
	()		5		()
			()		()
	<u>\$ (3)</u>	<u>\$</u>	<u>\$ 1</u>	<u>\$</u>	

31, 201

\$2 \$3

NEWS CORPORATION
NOTES TO THE UNAUDITED CONSOLIDATED FINANCIAL STATEMENTS

NOTE 10. EARNINGS (LOSS) PER SHARE

	For the three months ended March 31,		For the nine months ended March 31,	
	2019	2018	2019	2018
	(in millions, except per share amounts)			
Net income (loss)	\$ 23	\$ (1,110)	\$ 20	\$ (1,0)
Adjustments:				
Income tax expense	(13)	(1)	(4)	(54)
Other				(1)
Net income (loss) available to common shareholders	\$ 10	\$ (1,12)	\$ 20	\$ (1,144)
Weighted average common shares outstanding	55.0	52.	54.	52.
Earnings (loss) per share	\$ 0.18	\$ (21.54)	\$ 0.37	\$ (22.00)

NEWS CORPORATION
NOTES TO THE UNAUDITED CONSOLIDATED FINANCIAL STATEMENTS

Valassis Communications, Inc.

....., 2013, — (—) (.....)
..... (.....) 1, 2013,
..... 30, 201, (.....) , 201,
..... 2, 201, 9

NEWS CORPORATION
NOTES TO THE UNAUDITED CONSOLIDATED FINANCIAL STATEMENTS

NEWS CORPORATION
NOTES TO THE UNAUDITED CONSOLID

NEWS CORPORATION
NOTES TO THE UNAUDITED CONSOLIDATED FINANCIAL STATEMENTS

	For the three months ended March 31,		For the nine months ended March 31,	
	2019	2018	2019	2018
	(in millions)			
	\$ 1,224	\$ 1,2	\$ 3, 2	\$ 3, 25

NEWS CORPORATION
NOTES TO THE UNAUDITED CONSOLIDATED FINANCIAL STATEMENTS

	As of March 31, 2019	As of June 30, 2018
	(in millions)	
.....	\$ 2, 5	\$ 2, 30
.....	2, 2	2, 53
.....	1, 02	1,502
.....	<u>\$, 3</u>	<u>\$,</u>

NOTE 14. ADDITIONAL FINANCIAL INFORMATION

Receivables, net

.....

.....

.....

	As of March 31, 2019	As of June 30, 2018
	(in millions)	
.....	\$ 1, 1	\$ 1, 2
..... (4)		(1 1)
.....	(50)	(4)
.....	<u>\$ 1, 31</u>	<u>\$ 1, 12</u>

(4) 201 , 2

Other Non-Current Assets

	As of March 31, 2019	As of June 30, 2018
	(in millions)	
.....	\$ 340	\$ 312
.....	155	135
..... (4)	123	143
.....	2 5	241
.....	<u>\$ 13</u>	<u>\$ 31</u>

(4)

NEWS CORPORATION
NOTES TO THE UNAUDITED CONSOLIDATED FINANCIAL STATEMENTS

Other Current Liabilities

	As of March 31, 2019	As of June 30, 2018
	(in millions)	
Accounts payable	\$ 241	\$ 1
Accrued liabilities	1	
Deferred revenue	15	1
Other	2	1
	<u>\$ 45</u>	<u>\$ 3</u>

Other, net

	For the three months ended March 31,		For the nine months ended March 31,	
	2019	2018	2019	2018
	(in millions)			
Accounts payable	\$ 1	\$	\$ 24	\$
Accrued liabilities			(23)	
Deferred revenue		(3)		(33)
Other	2		14	
		32		32
Other	()	1	15	10
	<u>\$ 3</u>	<u>\$ 30</u>	<u>\$ 30</u>	<u>\$</u>

- (4) For the three months ended March 31, 2019, compared to the three months ended March 31, 2018, the change in accounts payable is primarily due to an increase in advertising accounts payable of \$1 million.
- (5) For the three months ended March 31, 2019, compared to the three months ended March 31, 2018, the change in accrued liabilities is primarily due to an increase in accrued advertising costs of \$1 million.
- (6) For the nine months ended March 31, 2019, compared to the nine months ended March 31, 2018, the change in deferred revenue is primarily due to an increase in deferred advertising revenue of \$14 million.
- (7) For the nine months ended March 31, 2019, compared to the nine months ended March 31, 2018, the change in other is primarily due to an increase in other current liabilities of \$15 million.

Supplemental Cash Flow Information

	For the nine months ended March 31,	
	2019	2018
	(in millions)	
Accounts payable	\$ 10	\$ 11

ITEM 2. MANAGEMENT'S DISCUSSION AND ANALYSIS OF FINANCIAL CONDITION AND RESULTS OF OPERATIONS

This document, including the following discussion and analysis contains statements that constitute "forward-looking statements" within the meaning of Section 21E of the Securities Exchange Act of 1934, as amended (the "Exchange Act"), and Section 27A of the Securities Act of 1933, as amended. All statements that are not statements of historical fact are forward-looking statements. The words "expect," "estimate," "anticipate," "predict," "believe" and similar expressions and variations thereof are intended to identify forward-looking statements. These statements appear in a number of places in this discussion and analysis and include statements regarding the intent, belief or current expectations of the Company, its directors or its officers with respect to, among other things, trends affecting the Company's financial condition or results of operations and the outcome of contingencies such as litigation and investigations. Readers are the outcome

31, 201

Liquidity and Capital Resources -
201 201
31, 201

31,

OVERVIEW OF THE COMPANY'S BUSINESSES

News and Information Services

The Wall Street Journal

Barron's

&

The Australian, The Daily Telegraph, Herald Sun, The Courier Mail, The Advertiser, The Times, The Sunday Times, The Sun, The Sun on Sunday, New York Post

51

Subscription Video Services

() 5%

()

()

35%

200

31, 201
\$1,2 2 \$ \$34 \$ \$114

31, 201

\$225

4

31, 201

201

%

31, 201

(10.0% 11.0%),

(2.0%)

(1.5%)

10%

5

100

201

10

\$2.3

31, 201

\$2.1

\$0.2

Equity losses of affiliates

\$ 0

\$

31, 201

201


31, 201

\$ 5

201

of

For the three months ended March 31, *Tw/(men* For the nièvi80-6.6.3(3)-4.1(mation Srsm-0036 Twj-



(c) 31, 201
31, 201 , \$13
31, 201 .

Interest (expense) income, net () (\$14) (\$45) 31,
201 , \$2 \$ 201
31, 201
\$1.

Other, net \$2 \$21 31, 201 ,
201 14

Income tax expense 31, 201 , \$
\$30

31, 201 , \$112 \$3 2

31, 201

\$ 5

\$225

\$1 4

201

Net income attributable to noncontrolling interests

\$5

\$10

31, 201

201

31, 201

31, 201

Segment Analysis

()

()

()

)

[Redacted text block 1]

[Redacted text block 2]

[Redacted text block 3]

News and Information Services (4 % 1% 31, 201 201)

	For the three months ended March 31,				For the nine months ended March 31,			
	2019	2018	Change	% Change	2019	2018	Change	% Change
()			Better/(Worse)				Better/(Worse)	
	\$ 53	\$ 53	\$ 2		\$ 1,5 3	\$ 1,5	\$ 15	1 %
	5 3	4	(5)	()%	1, 01	1, 3	(135)	()%
	3	101	()	()%	335	311	24	%
Total Revenues	1,224	1,286	(62)	(5)%	3,729	3,825	(96)	(3)%
	(00)	(3)	3	5 %	(2,122)	(2,1)	4	3 %
	(451)	(4 1)	10	2 %	(1,2)	(1,32)	2	2 %
Segment EBITDA	\$ 73	\$ 87	\$ (14)	(16)%	\$ 309	\$ 302	\$ 7	2 %

\$ 2 5%, 31, 201
 201 \$5
 \$20 31, 201 \$
 201 \$ Sun Bets
 201 31, 201
 \$2 201 201
 The Wall Street Journal
 \$22
 The Sun
 \$52 31, 201
 201

\$14 1 %, 31, 201
 201 \$13

\$ 3%, 31, 201
 201 \$135
 \$4 31, 201
 \$24 201 \$42
 Sun Bets 201 \$14
 201 \$15
 The Wall Street Journal
 \$44
 The Sun \$114
 31, 201 201

\$ 2%, 31, 201
 201 \$15
 \$14
 \$1

Dow Jones

\$3	1		31, 201	\$5	1%	\$3
	201			\$15		\$10
				<i>The Wall Street Journal</i>	\$	
				&	\$	

\$1,1	0		31, 201	\$33	3%	\$1,12
	201			\$45		\$34
				<i>The Wall Street Journal</i>	\$15	
				&	\$12	

News Corp Australia


	\$2	4		31, 201	\$22	%
\$30			201			
	\$2		%	31, 201		
201	\$15			\$1		
\$12				\$		
				\$	\$10	

	\$	02		31, 201	\$	0	%
\$	2		201				
	\$		%	31, 201			
201	\$50			\$43			
\$3				\$1			

Book Publishing (1 % 20% 31, 201 201)

	For the three months ended March 31,				For the nine months ended March 31,			
	2019	2018	Change	% Change	2019	2018	Change	% Change
(%)	Better/(Worse)			Better/(Worse)			Better/(Worse)	
	\$ 403	\$ 3 1	\$ 22	%	\$1,2 1	\$1,220	\$ 1	5 %
	1	1	1	%	54	4		13 %
Total Revenues	421	398	23	6 %	1,335	1,268	67	5 %
	(2 4)	(2 5)	()	(3)%	(1)	(5)	(23)	(3)%
	(4)	(2)	(2)	(2)%	(245)	(243)	(2)	(1)%
Segment EBITDA	\$ 53	\$ 41	\$ 12	29 %	\$ 209	\$ 167	\$ 42	25 %

31, 201 \$23 %
 201 *Girl, Stop Apologizing*
 H *We Are the Gardeners* *Girl, Wash Your Face* H
 \$1 \$
 21% 31, 201 \$1 / 2 201



- () _____ 31, 201 _____,
- () _____
- () _____
- () _____

31, 201

31, 201

	For the three months ended March 31,				For the nine months ended March 31,			
	2019	2018	Change	% Change	2019	2018	Change	% Change
	As reported	Pro forma	Better/(Worse)		As reported	Pro forma	Better/(Worse)	
()%								
	\$ 1,025	\$ 1,044	\$ (19)	(2)%	\$ 3,043	\$ 3,301	\$ (258)	(8)%
	0	44	(44)	(100)%	2,052	2,242	(190)	(9)%
	403	311	92	29%	1,211	1,220	(9)	(1)%
	21	20	1	5%	3	33	(30)	(90)%
	141	15	126	(88)%	44	4	40	900%
	2,45	2,511	(66)	(3)%	7,043	7,111	(68)	(1)%
	(1,400)	(1,423)	23	2%	(4,224)	(4,244)	20	1%
	(10)	(2)	8	(80)%	(2,40)	(2,40)	0	0%
	(1)	(1)	0	0%	(44)	(501)	457	914%
	(34)	(1,205)	1,171	(97)%	(1)	(1,235)	1,234	(100)%
	(4)	(2)	2	(100)%	(13)	(23)	10	43%
	(14)	(21)	7	33%	(45)	()	45	33%
	3	2	1	(0)%	30	23	7	30%
Income (loss) before income tax expense	30	(1,075)	1,105	**	382	(702)	1,084	**
	()	()	()	(1)%	(112)	(300)	188	3%
	23	(1,011)	1,034	**	20	(1,002)	1,022	**
	(13)	(10)	3	(30)%	(4)	(0)	4	20%
Net income (loss) attributable to News Corporation	\$ 10	\$(1,091)	\$1,101	**	\$ 206	\$(1,082)	\$1,288	**

**

Revenues (pro forma) \$130, 5%, \$23, 3%, 31, 201, 201

31, 201 \$ 4

\$53

\$11

\$ 2


\$52

\$20

The Wall Street Journal

\$23

Equity losses of affiliates (pro forma) \$2 \$10
31, 201 201 31,
201 \$13



31, 201
31, 201

	For the three months ended March 31,				For the nine months ended March 31,			
	2019		2018		2019		2018	
	As reported	Segment EBITDA	Pro forma	Segment EBITDA	As reported	Segment EBITDA	Pro forma	Segment EBITDA
	\$ 1,224	\$ 3	\$ 1,2	\$	\$ 3, 2	\$ 30	\$ 3, 25	\$ 302
	53		23	12	1,	2 5	1, 34	43
	421	53	3	41	1,335	20	1,2	1
	2 2	4	2			300	42	302
	1	(51)	1	(51)	2	(13)	2	(0)
	\$ 2,45	\$ 24	\$ 2,5	\$ 2 2	\$, 0	\$ 5	\$, 1	\$ 1,11

Subscription Video Services (pro forma) (22% → 25% , 31, 201 → 201 ,)

	For the three months ended March 31,				For the nine months ended March 31,			
	2019	2018	Change	% Change	2019	2018	Change	% Change
	As reported	Pro forma	Better/(Worse)		As reported	Pro forma	Better/(Worse)	
	\$ 4 4	\$ 54	\$ (3)	(13)%	\$ 1,455	\$ 1,	\$ (232)	(14)%
	50	0	(10)	(1)%	1 2	201	(3)	(1)%
	15	1	(1)	()%	4	4	3	%
Total Revenues	539	623	(84)	(13)%	1,666	1,934	(268)	(14)%
	(3 4)	(3 4)		%	(1,10)	(1,12)	20	2 %
	()	(122)	55	45 %	(2 2)	(3)	10	2 %
Segment EBITDA	\$ 98	\$ 127	\$ (29)	(23)%	\$ 295	\$ 436	\$ (141)	(32)%

31, 201 , \$ 4 13%
201 \$53 \$11

31, 201 \$2 23%
201 \$10 \$25

31, 201 \$2 14%
201 \$13 \$2

31,201	\$141	32%
201	\$51	\$1

LIQUIDITY AND CAPITAL RESOURCES

Current Financial Condition

Dividends

2019	2018
\$0.10	
March 31, 2019	March 31, 2018

Sources and Uses of Cash—For the nine months ended March 31, 2019 versus the nine months ended March 31, 2018

For the nine months ended March 31, 2019 versus the nine months ended March 31, 2018

For the nine months ended March 31,	<u>2019</u>	<u>2018</u>
	\$ 1	\$4 5

For the nine months ended March 31, 2019 versus the nine months ended March 31, 2018

For the nine months ended March 31,	<u>2019</u>	<u>2018</u>
	\$(523)	\$(144)

For the nine months ended March 31, 2019 versus the nine months ended March 31, 2018

For the nine months ended March 31,	<u>2019</u>	<u>2018</u>
	\$(501)	\$(234)

For the nine months ended March 31, 2019 versus the nine months ended March 31, 2018

Reconciliation of Free Cash Flow Available to News Corporation

For the nine months ended March 31, 2019 versus the nine months ended March 31, 2018

ITEM 3. QUANTITATIVE AND QUALITATIVE DISCLOSURES ABOUT MARKET RISK

.....

PART II

ITEM 1. LEGAL PROCEEDINGS

201 10 .

_____ () _____

_____ 10.2 _____ 10 _____

SIGNATURE

1 34,


()

10, 201

Partial Assignment and Assumption Agreement

, H

1.

e) 

NEWS CORP
RESTORATION PLAN

11, 201

NEWS CORP
RESTORATION PLAN

Table of Contents

	<u>Page</u>
1.	1
1.1.	1
1.2.	1
1.3.	2
1.4.	2
1.5.	2
1. .	2
1. .	2
1. .	2
1. .	2
1.10.	3
1.10 .	3
1.11.	3
1.11 .	3
1.12.	3
1.13.	3
1.14.	3
1.15.	3
1.1 .	3
1.1 .	4
1.1 .	4
1.1 .	4
1.1 .	4
1.20.	4
1.21.	4
1.22.	4
1.23.	4
1.24.	5
1.25.	5

2. $\frac{1}{2} \times \frac{1}{2} = \frac{1}{4}$

NEWS CORP
RESTORATION PLAN

()
401()
()
1, 2013
11, 201

1 4

ARTICLE 1. DEFINITIONS

1.1. "Account"

() 15. 3. (2 2) 0.

1.3. "Affiliated Entity"

1.4. "Beneficiary"

4.2()
4.2().

1.5. "Board of Directors"

1.6. "Code"

1.7. "Committee"

1.8. "Company"

1.9. "Compensation"

401()
2013 1, 2013
31, 2013.

() () ()
()
\$5

() (), \$500,000.

1.10. “Compensation Limit”

401(c)(1)
401()

1.10A. “Contribution Limit”

415()
401()

1.11. “Disability”

(12)

1.11A. “Discretionary Credit”

2.4

1.12. “Reserved”

1.13 “Earnings Credit”

1.17. Employer Credit

2.2

1.18. Investment Committee

1.19 News Corp 401(k) Savings Plan

401()

1,201

(

1.24. Termination of Employment

()
() 40

1.25. Transition Credit

2.3
401() 401()

() Crediting of Employer Credits.

2.1()

0

2.3. Transition Credits.

() Determination of Transition Credits.

Three horizontal light blue bars, likely representing redacted content or a placeholder for a signature or stamp.

() Crediting of Discretionary Credits.

2.5. Vesting.

3.1

(100%)

401()

(2)

(

ARTICLE 3. EARNINGS CREDITS

3.1. Earnings Credits.

3.2,

()

3.2).

3.2. Determination of Earnings Credits.

()

4, 2014,

()

ARTICLE 4. TERMINATION AND DISTRIBUTION

4.1. Termination of Active Participation.

↳)

()
()

() Calculation of Installments. ()

() Beneficiary Designation.

(1)

(2) () (1)
4.2()

() De Minimis Amounts. 1.40 3() (4) ()
402() (1) () ()
1.40 1() (2)

ARTICLE 6. CLAIMS PROCEDURE

6.1. Claims.

↳ Claims for Benefits. _____ (_____ Claimant) _____

() Exhaustion of Remedies.

.1

()

1(), ()

.1() ()

.1().

() Limitation on Commencing Actions.

(1)

()

ARTICLE 7. MISCELLANEOUS

7.1. Amendment or Termination of the Plan.

40

40 () (1) ()

7.2. No Contract for Employment.

7.3. Payments to Persons under Legal Disability.

7.4. Unclaimed Benefits.

()

(3)

7.5. Multiple Claims for Benefits.

7.6. Construction.

7.7. Funding.

() 401

()

7.9. Withholding.

40

(c)

(c)

7.10. Severability.

7.11. Governing Law.

AMENDED AND RESTATED EMPLOYMENT AGREEMENT

AMENDED AND RESTATED EMPLOYMENT AGREEMENT (_____), 201 (_____),
_____, 1211 _____, 1003 _____
_____.

_____ **H**

WHEREAS, _____
_____, 201 (_____) _____

WHEREAS, _____

NOW, THEREFORE, _____

1. _____
() _____
() _____

2. _____ 30, 2023 (_____) _____

3. _____

()

()

()

()

()

()

()

()

()

(c)

() _____

() _____

() _____

() _____
_____ 3 5 _____

() _____
() _____ 0 (= .0004) _____ () _____

()

(

)

14.

13.

15.

1.

0

()

(

20 () (2)

()

20

()

(1)

(2)

40

()

4

20 () (4)

() ()

40 ()

40

() 40

1.40 3(1)() ()

() _____ () _____
(30) _____ , _____

() _____ , _____
_____ () _____

() _____ () _____

(2) _____ () _____
_____ (10) _____ 40 _____

24. _____ () _____ () _____

[Signature page follows]

Н

Н

И

И

Н

Chief Executive Officer Certification

Required by Rules 13a-14 and 15d-14 under the Securities Exchange Act of 1934, as amended

1. _____ 10 _____
 2. _____
 3. _____
 4. _____ 13, 15() _____ 15() _____ 13, 15() _____ 15()
() _____
() _____
() _____
() _____
() _____ () _____
 5. _____ () _____
-

Chief Financial Officer Certification

Required by Rules 13a-14 and 15d-14 under the Securities Exchange Act of 1934, as amended

- 1. _____ 10
- 2. _____
- 3. _____
- 4. _____ ~~13, 15()~~ ~~15, 15()~~ _____ ~~13, 15()~~ ~~15, 15()~~
 - () _____
 - () _____
 - () _____
 - () _____
- 5. _____ (_____)
 - () _____
 - () _____

0 1 H 1350, 2002

10

31,201

1 1350

0

2002,

(1) 13() 15() 1 34

(2)

10,201

//

//