

UNITED STATES  
SECURITIES AND EXCHANGE COMMISSION  
Washington, D.C. 20549

FORM 10-Q

(Mark One)

QUARTERLY REPORT PURSUANT TO SECTION 13 OR 15(d) OF THE SECURITIES EXCHANGE ACT OF 1934

For the quarterly period ended March 31, 2020

or

TRANSITION REPORT PURSUANT TO SECTION 13 OR 15(d) OF THE SECURITIES EXCHANGE ACT OF 1934

For the transition period from \_\_\_\_\_ to \_\_\_\_\_  
Commission File Number 001-35769

NEWS CORPORATION

(Exact name of registrant as specified in its charter)

Delaware

(State or other jurisdiction of  
incorporation or organization)

1211 Avenue of the Americas, New York, New York  
(Address of principal executive offices)

(212) 416-3400

(Registrant's telephone number, including area code)

46-2950970  
(I.R.S. Employer  
Identification No.)

10036  
(Zip Code)

Title of each class

Trading  
Symbol(s)

Name of each exchange

\_\_\_\_\_ has filed all reports required  
of 1934 during the preceding 12 months (or for such shorter period that the registrant  
was required to file such reports) and is not subject to the filing requirements for the past 90 days. Yes  No


405 \_\_\_\_\_ (232,405 \_\_\_\_\_) \_\_\_\_\_ 12 \_\_\_\_\_  
\_\_\_\_\_

NEWS CORPORATION

FORM 10-Q  
TABLE OF CONTENTS

<u>1</u>
----------

PART I



NEWS CORPORATION

CONSOLIDATED STATEMENTS OF COMPREHENSIVE (LOSS) INCOME  
(continued)

	For the three months ended March 31,		For the nine months ended March 31,	
	2020	2019	2020	2019
Operating income	\$ (1,036)	\$ 23	\$ (1,144)	\$ 20
Interest expense	(44)	5	(40)	(12)
Other income		(5)	(5)	2
Income before income taxes	15	(3)	13	10
Income tax expense	(460)	6	(462)	(10)
Income from operations	(1,466)	0	(1,606)	100
Other income	306	(13)	22	(64)
Income from continuing operations	10	(10)	11	46
Income from discontinued operations	\$ (1,011)	\$ 6	\$ (1,216)	\$ 2

- (c) Interest expense of \$3 million for the three months ended March 31, 2020, compared to \$1 million for the three months ended March 31, 2019.
- (c) Interest expense of \$5 million for the nine months ended March 31, 2020, compared to \$1 million for the nine months ended March 31, 2019.

NEWS CORPORATION

CONSOLIDATED BALANCE SHEETS  
(in millions of dollars)

		As of March 31, 2020 (unaudited)	As of June 30, 2019 (audited)
<b>Assets:</b>			
Class A common stock		\$ 1,3	\$ 1,643
Class B common stock	14	1,23	1,544
Preferred stock		363	34
Accounts receivable	14	53	515
Other receivables		<u>3, 41</u>	<u>4,050</u>
Investments	5	325	335
Property, plant and equipment		2,225	2,554
Goodwill		1,1 1	
Intangible assets		1, 46	2,426
Other assets		3, 31	5,14
Accounts payable	12	306	26
Other liabilities	14	63	30
		<u>\$ 14,42</u>	<u>\$ 15, 11</u>
<b>Liabilities and Equity:</b>			
Class A common stock		\$ 342	\$ 411
Class B common stock		1	1,32
Preferred stock	2	3	42
Accounts payable	6		44
Other liabilities	14		24
		<u>2,6</u>	<u>3,340</u>
Investments	6	1,115	1,004
Property, plant and equipment		24	266
Goodwill	12	23	2 5
Intangible assets		1,24	
Other assets		321	4 5
Accumulated deficit	11		
Retained earnings		4	4
Accumulated deficit		2	2
		12,13	12,243
		(2, 45)	(1, )
		<u>(1,466)</u>	<u>(1,126)</u>
		, 32	,144
		36	1,16
		<u>,56</u>	<u>10,311</u>
		<u>\$ 14,42</u>	<u>\$ 15, 11</u>

( ) Class A common stock, \$0.01 par value (authorized 1,500,000,000 shares), 3, 43,51 and 3 5,5 0,015 shares issued and outstanding as of March 31, 2020, and June 30, 2019, respectively.

( )

NEWS CORPORATION  
CONSOLIDATED STATEMENTS OF CASH FLOWS  
(in millions of dollars)

	For the nine months ended March 31,	
	2020	2019
<b>Operating activities:</b>		
Net income	\$ (1,144)	\$ 20
Depreciation and amortization	44	44
Impairment of intangible assets	12	—
Gain on sale of assets	5	13
Loss on extinguishment of debt	—	30
Change in working capital	4	1,3
Change in deferred tax assets	14	(1)
Change in other non-current assets and liabilities	12	(6)
Change in other non-current assets and liabilities	—	22
Change in other non-current assets and liabilities	—	3
Change in other non-current assets and liabilities	—	(4)
Change in other non-current assets and liabilities	—	(110)
<b>Operating activities</b>	<b>462</b>	<b>661</b>
<b>Investing activities:</b>		
Acquisition of businesses	(335)	(41)
Acquisition of investments	(2)	(1)
Acquisition of other non-current assets	4	(36)
Disposal of other non-current assets	—	50
Disposal of other non-current assets	10	4
Disposal of other non-current assets	3	1
<b>Investing activities</b>	<b>(32)</b>	<b>(523)</b>
<b>Financing activities:</b>		
Proceeds from debt	6	25
Proceeds from equity	6	(1,161)
Payments of debt	—	(102)
Payments of equity	—	(4)
Payments of other non-current assets and liabilities	—	(341)
Payments of other non-current assets and liabilities	—	(501)
Payments of other non-current assets and liabilities	—	(206)
Payments of other non-current assets and liabilities	—	(363)
Payments of other non-current assets and liabilities	—	(10)
Payments of other non-current assets and liabilities	—	1,643
Payments of other non-current assets and liabilities	—	2,034
Payments of other non-current assets and liabilities	—	(3)
<b>Financing activities</b>	<b>\$ 1,3</b>	<b>\$ 1,64</b>



NEWS CORPORATION  
NOTES TO THE UNAUDITED CONSOLIDATED FINANCIAL STATEMENTS

\$

1,201 2016 02.

201 , 201 12, ( 15)

( 201 12 ). 201 12

201 12 1,201 1,201

201 , 201 02, ( 220)

( 201 02 ). 201 02 ( )

201 02 1,201 1, 201

201 , 201 04, 326, 15,

25, ( 201 04 ). 201 04

201 04. 201 12. 2016 01,

( 25 10) ( 2016 01 ), 201 04

1,2020.

2016 13 ( ) 201 04

201 12. 2016 01. 1,201

*Issued*

2016, 2016 13, ( 326)

( 2016 13 ). 2016 13 ( )

2016 13

1,2020. 2016 13

201 , 201 13, ( 20)

( 201 13 ). 201 13 20,

201 13 3

201 13

201 13 1,2020.

201 13



NEWS CORPORATION  
NOTES TO THE UNAUDITED CONSOLIDATED FINANCIAL STATEMENTS

201 , 201 02, ( 26 20),  
( 20 350)  
( 201 02), 201 02,

[Redacted]

[Redacted]


NEWS CORPORATION  
NOTES TO THE UNAUDITED CONSOLIDATED FINANCIAL STATEMENTS

	For the nine months ended March 31, 2020					
	News and Information Services	Subscription Video Services	Book Publishing (in millions)	Digital Real Estate Services	Other	Total Revenues
Operating revenues	\$ 1,61	\$ 1,304	\$	\$ 2	\$ 1	\$ 2, 51
Other revenues	1,640	144				1, 61
Operating revenues			1,204			1,204
Other revenues				66		66
Operating revenues	262	2	55	53	1	400
Operating revenues	<u>\$ 3,520</u>	<u>\$ 1,4</u>	<u>\$ 1,25</u>	<u>\$ 2</u>	<u>\$ 2</u>	<u>\$ ,0 5</u>
	For the nine months ended March 31, 2019					
	News and Information Services	Subscription Video Services	Book Publishing (in millions)	Digital Real Estate Services	Other	Total Revenues
Operating revenues	\$ 1,5 3	\$ 1,455	\$	\$ 3	\$ 1	\$ 3,0
Other revenues	1, 01	162				2,052
Operating revenues			1,2 1			1,2 1
Other revenues				6 3		6 3
Operating revenues	335	4	54	55	1	4 4
Operating revenues	<u>\$ 3, 2</u>	<u>\$ 1,666</u>	<u>\$ 1,335</u>	<u>\$ 6</u>	<u>\$ 2</u>	<u>\$ ,60</u>



NEWS CORPORATION  
NOTES TO THE UNAUDITED CONSOLIDATED FINANCIAL STATEMENTS

NOTE 3. ACQUISITIONS, DISPOSALS AND OTHER TRANSACTIONS



A table with 8 rows of redacted content, represented by light blue horizontal bars.

NEWS CORPORATION  
NOTES TO THE UNAUDITED CONSOLIDATED FINANCIAL STATEMENTS

NOTE 4. IMPAIRMENT AND RESTRUCTURING CHARGES

2020					
		31, 2020,	\$1,106	\$1,3	

NEWS CORPORATION  
NOTES TO THE UNAUDITED CONSOLIDATED FINANCIAL STATEMENTS




NEWS CORPORATION  
NOTES TO THE UNAUDITED CONSOLIDATED FINANCIAL STATEMENTS

NOTE 5. INVESTMENTS

	Ownership Percentage as of March 31, 2020	As of March 31, 2020	As of June 30, 2019
		(in millions)	
( )		\$ 146	\$ 14
( )		1	1
		<u>\$ 325</u>	<u>\$ 335</u>

- ( )
- ( )
- ( )



NEWS CORPORATION  
NOTES TO THE UNAUDITED CONSOLIDATED FINANCIAL STATEMENTS

NOTE 6. BORROWINGS

	Interest rate at March 31, 2020	Maturity at March 31, 2020	As of March 31, 2020	As of June 30, 2019
(in millions)				
<b>Foxtel Group</b>				
2014 (2)		31, 2020	\$	\$ 56
2015(1)		31, 2020		2 1
2016(1)		11, 2021		1 3
201 (1)(1)	3. %	22, 2022	3 6	
201 (1)	6.25%	22, 2024	154	
201 (1)(1)(1)	3. %	22, 2022	1	56
(1)	.23%	22, 202		
200 (3)		24, 201		5
2012 (1)		25, 201		150
2012 (2)	4.2 %	25, 2022	201	1
2012 (3)	4.42%	25, 2024	152	14
2012	.04%	25, 2022	66	
<b>REA Group</b>				
2016 (3)		31, 201		16
201 (1)	1. 2%	2 , 2021	43	4
201 (1)(1)	1.66%	2, 2021	105	
(1)			1,115	1,453
(1)				(44 )
			<u>\$ 1,115</u>	<u>\$ 1,004</u>

(1) On 201, ( ) \$200

(1) On 201, \$610 2022 ( , 201 )

(1) 2.00% 3. 5%

(1) On 201, \$250 2024 ( , 201 )

(1) On 201, 201 6.25%

(1) On 201, \$100 \$40

(1) On 31, 2020, \$2

(1) On 2020, \$1 0 ( )

(1) 5%

(1) On 201, 2020, \$150 201 \$ 5



NEWS CORPORATION  
NOTES TO THE UNAUDITED CONSOLIDATED FINANCIAL STATEMENTS

(C) ...

(C) ... 201, ... \$240 ... \$4 0 ...

(C) ... 0. 5% ... 1.40% ...

(C) ... 201, ... \$1 0 ... 2021 ( ... 201 ...).

(C) ... 31, 2020 ...

(C) ... 4 0 50, ...

**B.**

201, ... \$1.1 ...

\$200 ... 2020, ... \$400 ... \$1.1 ... 2020, ... \$400 ...

2021, ... 201 ...

\$1.1 ... 201 ... 201 ... \$200 ...

201 ... \$100 ... \$40 ...

201 ... 2.00% ...

3. 5% ... 201 ... 6.25% ... 45% ... 31, 2020, ...





NEWS CORPORATION  
NOTES TO THE UNAUDITED CONSOLIDATED FINANCIAL STATEMENTS

*Summary of leases*

As of December 31, 2013, the Company has operating leases for office space, equipment, and other assets. The leases are generally for periods of 1 to 5 years and are non-cancelable. The Company has also entered into certain finance leases for equipment. The Company's lease agreements do not contain any significant restrictive covenants. The Company's lease agreements do not contain any significant restrictive covenants.

Operating lease expense for the year ended December 31, 2013, was \$100 million.


Operating lease expense for the year ended December 31, 2012, was \$95 million.

Operating lease expense for the year ended December 31, 2011, was \$90 million.

Operating lease expense for the year ended December 31, 2010, was \$85 million.

Operating lease expense for the year ended December 31, 2009, was \$80 million.

NEWS CORPORATION



NEWS CORPORATION  
NOTES TO THE UNAUDITED CONSOLIDATED FINANCIAL STATEMENTS

NOTE 8. EQUITY

		For the three months ended March 31, 2020									
		Class A Common Stock		Class B Common Stock		Additional Paid-in Capital	Accumulated Deficit (in millions)	Accumulated Other Comprehensive Loss	Total News Corp Equity	Non-controlling Interests	Total Equity
		Shares	Amount	Shares	Amount						
March 31, 2020		3	\$ 4	200	\$ 2	\$ 12,13	\$ (2,114)	\$ (1,11)	\$ , 5	\$ 1,16	\$10,12
December 31, 2019						(30)	(30)	(306)		(1,036)	
Change						(5)	(351)	(351)		(10)	(460)
March 31, 2020						13	(1)	2	14	1	15
March 31, 2020		<u>3</u>	<u>\$ 4</u>	<u>200</u>	<u>\$ 2</u>	<u>\$ 12,13</u>	<u>\$ (2, 45)</u>	<u>\$ (1,466)</u>	<u>\$ , 32</u>	<u>\$ 36</u>	<u>\$ ,56</u>
		For the three months ended March 31, 2019									
		Class A Common Stock		Class B Common Stock		Additional Paid-in Capital	Accumulated Deficit (in millions)	Accumulated Other Comprehensive Loss	Total News Corp Equity	Non-controlling Interests	Total Equity
		Shares	Amount	Shares	Amount						
March 31, 2019		3 5	\$ 4	200	\$ 2	\$ 12,2 1	\$ (1, 3 )	\$ (1,0 6)	\$ ,264	\$ 1,1 0	\$10,434
December 31, 2018						10	10	10		13	23
Change						5	5	5		10	6
March 31, 2019						(5)	(5)	(20)		(4)	(12)
March 31, 2019		<u>3 5</u>	<u>\$ 4</u>	<u>200</u>	<u>\$ 2</u>	<u>\$ 12,22</u>	<u>\$ (1, 2 )</u>	<u>\$ (1,01 )</u>	<u>\$ ,2</u>	<u>\$ 1,16</u>	<u>\$10,45</u>

NEWS CORPORATION  
NOTES TO THE UNAUDITED CONSOLIDATED FINANCIAL STATEMENTS

For the nine months ended March 31, 2020

	Class A Common Stock		Class B Common Stock		Additional Paid-in Capital	Accumulated Deficit (in millions)	Accumulated Other Comprehensive Loss	Total News Corp Equity	Non-controlling Interests	Total Equity
	Shares	Amount	Shares	Amount						
March 31, 2019	36	\$ 4	200	\$ 2	\$ 12,243	\$ (1, )	\$ (1,126)	\$ ,144	\$ 1,16	\$10,311
Net change						6	3			
March 31, 2020	3	\$ 4	200	\$ 2	\$ 12,13	\$ (2, 45)	\$ (1,466)	\$ , 32	\$ 36	\$ ,56

For the nine months ended March 31, 2019


	Class A Common Stock		Class B Common Stock		Additional Paid-in Capital	Accumulated Deficit (in millions)	Accumulated Other Comprehensive Loss	Total News Corp Equity	Non-controlling Interests	Total Equity
	Shares	Amount	Shares	Amount						
March 31, 2018	33	\$ 4	200	\$ 2	\$ 12,322	\$ (2,163)	\$ ( 4)	\$ ,2 1	\$ 1,1 6	\$10,4
Net change						32	(22)	10	10	20
March 31, 2019	35	\$ 4	200	\$ 2	\$ 12,22	\$ (1, 2 )	\$ (1,01 )	\$ ,2	\$ 1,16	\$10,45







NEWS CORPORATION  
NOTES TO THE UNAUDITED CONSOLIDATED FINANCIAL STATEMENTS

|--|--|--|--|--|--|--|--|--|--|

NEWS CORPORATION  
NOTES TO THE UNAUDITED CONSOLIDATED FINANCIAL STATEMENTS









NEWS CORPORATION  
NOTES TO THE UNAUDITED CONSOLIDATED FINANCIAL STATEMENTS

NOTE 10. EARNINGS (LOSS) PER SHARE

	For the three months ended March 31,		For the nine months ended March 31,	
	2020	2019	2020	2019
260,000,000				
	(in millions, except per share amounts)			
Net income	\$ (1,036)	\$ 23	\$ (1,144)	\$ 20
Adjustments:	306	(13)	22	(64)
Net income available to common shareholders	<u>\$ ( 30)</u>	<u>\$ 10</u>	<u>\$ ( 2)</u>	<u>\$ 206</u>
Weighted average shares outstanding	5.3	5.50	5.1	5.46
Earnings (loss) per share		3.		2.6
Earnings (loss) per share	<u>5.3</u>	<u>5.1</u>	<u>5.1</u>	<u>5.2</u>
Earnings (loss) per share	<u>\$ (1.24)</u>	<u>\$ 0.02</u>	<u>\$ (1.4)</u>	<u>\$ 0.35</u>

(c) *Weighted average shares outstanding for the three months ended March 31, 2020*

NOTE 11. COMMITMENTS AND CONTINGENCIES

*Commitments and contingencies*

NEWS CORPORATION











As of March 31, 2020	As of June 30, 2019
(in millions)	
2,02	\$ 2,61
1,31	2,55
35	2
<u>1,4</u>	<u>1,5</u>
<u>5,6</u>	<u>\$ 5,3</u>

As of March 31, 2020	As of June 30, 2019
(in millions)	
1,25	\$ 1,50
<u>          </u>	<u>          </u>
<u>          </u>	<u>          </u>

NEWS CORPORATION  
NOTES TO THE UNAUDITED CONSOLIDATED FINANCIAL STATEMENTS

**4. A**

	As of March 31, 2020	As of June 30, 2019
	(in millions)	
Net receivables	\$ 342	\$ 343
Prepaid advertising	13	11
Accounts receivable	134	155
Other receivables	350	315
<b>Total</b>	<b>\$ 63</b>	<b>\$ 30</b>



(c) As of March 31, 2020, net receivables are primarily due from advertising agencies.

**4. B**

	As of March 31, 2020	As of June 30, 2019
	(in millions)	
Net receivables	\$ 1 0	\$ 211
Prepaid advertising	156	156
Accounts receivable	16	1 2
Other receivables	1	22
<b>Total</b>	<b>\$ 1 0</b>	<b>\$ 2</b>
<b>Total</b>	<b>\$ 25</b>	<b>\$ 24</b>

(c) As of March 31, 2020, net receivables are primarily due from advertising agencies. As of June 30, 2019, net receivables are primarily due from advertising agencies. As of March 31, 2020, net receivables are primarily due from advertising agencies.

NEWS CORPORATION  
NOTES TO THE UNAUDITED CONSOLIDATED FINANCIAL STATEMENTS



## ITEM 2. MANAGEMENT'S DISCUSSION AND ANALYSIS OF FINANCIAL CONDITION AND RESULTS OF OPERATIONS

*This document, including the following discussion and analysis, contains statements that constitute "forward-looking statements" within the meaning of Section 21E of the Securities Exchange Act of 1934, as amended (the "Exchange Act"), and Section 27A of the Securities Act of 1933, as amended. All statements that are not statements of historical fact are forward-looking statements. The words "expect," "estimate," "anticipate," "predict," "believe" and similar expressions and variations thereof are intended to identify forward-looking statements. These statements appear in a number of places in this discussion and analysis and include statements regarding the intent, belief or current expectations of the Company, its directors or its officers with respect to, among other things, trends affecting the Company's financial condition or results of operations, including expected impacts from the recent novel coronavirus ("COVID-19") pandemic and related public health measures, and the outcome of contingencies such as litigation and investigations. Readers are cautioned that any forward-looking statements are not guarantees of future performance and involve risks and uncertainties, including those related to COVID-19. More information regarding these risks and uncertainties (many of which may be amplified by COVID-19) and other important factors that could cause actual results to differ materially from those in the forward-looking statements is set forth under the heading "Risk Factors" in Part I, Item 1A in News Corporation's Annual Report on Form 10-K for the fiscal year ended June 30, 2019 as filed with the Securities and Exchange Commission (the "SEC") on August 13, 2019 (the "2019 Form 10-K"), and Part II, Item 1A. of this Form 10-Q, and as may be updated in other subsequent Quarterly Reports on Form 10-Q. The Company does not ordinarily make projections of its future operating results and undertakes no obligation (and expressly disclaims any obligation) to publicly update or revise any forward-looking statements, whether as a result of new information, future events or otherwise, except as required by law. Readers should carefully review this document and the other documents filed by the Company with the SEC. This section should be read together with the unaudited consolidated financial statements of News Corporation and related notes set forth elsewhere herein and the audited consolidated financial statements of News Corporation and related notes set forth in the 2019 Form 10-K.*

### INTRODUCTION

*(This section is intentionally left blank.)*





The following is a list of the most important works on the subject of the history of the United States, as far as the period covered by this volume is concerned. The list is intended to be a guide to the student, and not a bibliography. It is not intended to be exhaustive, but it is believed to contain the most important works on the subject.

The following is a list of the most important works on the subject of the history of the United States, as far as the period covered by this volume is concerned. The list is intended to be a guide to the student, and not a bibliography. It is not intended to be exhaustive, but it is believed to contain the most important works on the subject.

1. The first part of the text discusses the importance of maintaining accurate records of all transactions and activities. It emphasizes that this is crucial for ensuring transparency and accountability, particularly in financial reporting and compliance with regulatory requirements. The text notes that such records are essential for identifying trends, detecting anomalies, and providing a clear audit trail.

2. The second part of the text focuses on the role of internal controls in preventing fraud and errors. It highlights that a robust system of internal controls is necessary to safeguard assets and ensure the integrity of financial data. The text suggests that organizations should regularly review and update their internal control systems to adapt to changing risks and regulatory environments.

RESULTS OF OPERATIONS

	For the three months ended March 31,				For the nine months ended March 31,			
	2020	2019	Change	% Change	2020	2019	Change	% Change
	Better/(Worse)				Better/(Worse)			
( )								
	\$ 66	\$ 1,025	\$ (5 )	(6)%	\$ 2, 51	\$ 3,0	\$ (13 )	(4)%
	5 6	6 0	( 4)	(14)%	1, 61	2,052	(1 1)	( )%
	3 6	403	( )	(2)%	1,204	1,2 1	( )	(6)%
	20	21	( )	(4)%	66	6 3	(24)	(3)%
	11	141	(22)	(16)%	400	4 4	( 4)	(1 )%
	2,266	2,45	(1 1)	( )%	,0 5	,60	(523)	( )%
	(1,2 1)	(1,400)	11	%	(3, 6 )	(4,224)	256	6%
	( 43)	( 10)	6	%	(2,2 )	(2,40 )	110	5%
	(160)	(16 )		5%	(4 4)	(4 4)	10	2%
	(1,125)	(34)	(1,0 1)	**	(1,451)	( 1)	(1,3 0)	**
	( )	(4)	(3)	( 5)%	(12)	(13)	1	%
	( )	(14)	5	36%	(13)	(45)	32	1%
	13	3	10	**	1	30	(11)	(3 )%
<b>(Loss) income before income tax benefit (expense)</b>	<b>(1,046)</b>	<b>30</b>	<b>(1,076)</b>	<b>**</b>	<b>(1,123)</b>	<b>382</b>	<b>(1,505)</b>	<b>**</b>
( )	10	( )	1	**	(21)	(112)	1	1%
( )	(1,036)	23	(1,05 )	**	(1,144)	2 0	(1,414)	**
( )	306	(13)	31	**	2 2	(64)	336	**
<b>Net (loss) income attributable to News Corporation stockholders</b>	<b>\$ (730)</b>	<b>\$ 10</b>	<b>\$ (740)</b>	<b>**</b>	<b>\$ (872)</b>	<b>\$ 206</b>	<b>\$(1,078)</b>	<b>**</b>

\*\*

\$1 1 %, \$523 %, 31, 2020, 201 .

31, 2020 \$ 4 \$25 \$



31, 2020 \$66  
\$33

31, 2020, \$21 \$1,123

31, 201, \$ \$30

31, 201, \$112 \$3 2

1

1  
2, 2020,  
( )  
1  
31, 201 31, 2020,  
1

1,05 \$1,414 31, 2020,  
201,

\$336 31, 2020, \$31  
201,



QUESTION 10 (10 Marks)

\_\_\_\_\_

\_\_\_\_\_

\_\_\_\_\_

\_\_\_\_\_

\_\_\_\_\_

\_\_\_\_\_

\_\_\_\_\_

\_\_\_\_\_

\_\_\_\_\_

\_\_\_\_\_





*News Corp Australia*

\$243	31, 2020,	\$41	14%,	\$2.4
201	\$31	\$21		
\$10		\$6		\$
		\$1	6%,	
31, 2020.	201			
\$ 01	31, 2020,	\$101	11%,	\$ 02
201	\$ 3	\$66		
\$2		\$12		
\$10				

2019 (21%) 22% 31, 2020 201

	For the three months ended March 31,				For the nine months ended March 31,			
	2020	2019	Change	% Change	2020	2019	Change	% Change
(%)	Better/(Worse)				Better/(Worse)			
	\$ 414	\$ 444	\$ (60)	(13)%	\$1,304	\$ 1,455	\$ (151)	(10)%
	40	50	(10)	(20)%	144	162	(18)	(11)%
		15	(15)	(100)%	2	4	(2)	(50)%
<b>Total Revenues</b>	<b>462</b>	<b>539</b>	<b>(77)</b>	<b>(14)%</b>	<b>1,477</b>	<b>1,666</b>	<b>(189)</b>	<b>(11)%</b>
	(312)	(344)	62	18%	( )	(1,10 )	112	10%
	(2)	(6)	(4)	(200)%	(261)	(262)	1	0%
<b>Segment EBITDA</b>	<b>\$ 68</b>	<b>\$ 98</b>	<b>\$ (30)</b>	<b>(31)%</b>	<b>\$ 219</b>	<b>\$ 295</b>	<b>\$ (76)</b>	<b>(26)%</b>

31, 2020, \$ 14%,  
 201 31, 2020  
 \$12  
 \$3  
 %, 31, 2020. 201

31, 2020, \$30, 31%, 201  
 31, 2020  
 \$6 \$  
 1

31, 2020, \$1, 11%,  
 201 31, 2020 033



B. (1%... 1%... 31, 2020... 201 , ...)

	For the three months ended March 31,				For the nine months ended March 31,			
	2020	2019	Change	% Change	2020	2019	Change	% Change
(... %)				Better/(Worse)				Better/(Worse)
	\$ 3.6	\$ 4.03	\$ ( )	(2)%	\$1,204	\$1,2.1	\$ ( )	(6)%
	16	1	(2)	(11)%	55	54	1	2%
<b>Total Revenues</b>	<b>412</b>	<b>421</b>	<b>(9)</b>	<b>(2)%</b>	<b>1,259</b>	<b>1,335</b>	<b>(76)</b>	<b>(6)%</b>
	(2.6)	(2.4)		3%	(.52)	(.1)	2	3%
	(.1)	(.4)	3	4%	(240)	(245)	5	2%
<b>Segment EBITDA</b>	<b>\$ 55</b>	<b>\$ 53</b>	<b>\$ 2</b>	<b>4%</b>	<b>\$ 167</b>	<b>\$ 209</b>	<b>\$ (42)</b>	<b>(20)%</b>

31, 2020, \$ 2%,  
 201 31, 2020  
 \$3 *Open Book*, *Find Your Path*, *Profiles in Corruption*, 23%,  
 31, 2020. 3%, 201 ,

31, 2020, \$2 4%,  
 201  
 31, 2020, \$ 6 6%,  
 201 31, 2020 *Homebody: A Guide to Creating Spaces You Never Want to Leave*, *The Subtle Art Of Not Giving A F\*ck*, *The Hate U Give*,  
 \$10 21%,  
 31, 2020. 1%,  
 201 ,

31, 2020, \$42 20%,  
 201






LIQUIDITY AND CAPITAL RESOURCES

As of 31, 2020, ... \$1.3 ... 201 ...

31, 2020, ... \$561 ... \$46 ...

2020, \$0.





**Table 4.10: Other Income**

Other income consists of interest income on cash and investments, net of interest expense on debt, and other non-operating income. Other income was \$63 million for the nine months ended March 31, 2020, compared to \$14 million for the nine months ended March 31, 2019. Other income was primarily interest income on cash and investments, net of interest expense on debt.

Other income was primarily interest income on cash and investments, net of interest expense on debt. Other income was \$63 million for the nine months ended March 31, 2020, compared to \$14 million for the nine months ended March 31, 2019. Other income was primarily interest income on cash and investments, net of interest expense on debt.

Other income was primarily interest income on cash and investments, net of interest expense on debt. Other income was \$63 million for the nine months ended March 31, 2020, compared to \$14 million for the nine months ended March 31, 2019. Other income was primarily interest income on cash and investments, net of interest expense on debt.

	For the nine months ended March 31,	
	2020	2019
	(in millions)	
Interest income on cash and investments	\$ 462	\$ 661
Interest expense on debt	(335)	(41)
Other income	12	244
Other expense	(12)	(164)
Other income	65	6
Other expense	\$ 63	\$ 14

Other income was primarily interest income on cash and investments, net of interest expense on debt. Other income was \$63 million for the nine months ended March 31, 2020, compared to \$14 million for the nine months ended March 31, 2019. Other income was primarily interest income on cash and investments, net of interest expense on debt.

**Borrowings**

As of December 31, 2020, the Company had borrowings of \$1.1 billion, of which \$0.5 billion was secured. As of December 31, 2019, the Company had borrowings of \$1.0 billion, of which \$0.5 billion was secured. The weighted average interest rate on the Company's borrowings was 4.5% as of December 31, 2020, and 4.5% as of December 31, 2019. The Company's borrowings are primarily denominated in U.S. dollars.

**Foxtel Group Borrowings**

As of December 31, 2020, the Foxtel Group had borrowings of \$610 million, of which \$250 million was secured. As of December 31, 2019, the Foxtel Group had borrowings of \$250 million, of which \$250 million was secured. The weighted average interest rate on the Foxtel Group's borrowings was 4.5% as of December 31, 2020, and 4.5% as of December 31, 2019. The Foxtel Group's borrowings are primarily denominated in U.S. dollars. The Foxtel Group's borrowings are primarily used for general corporate purposes. The Foxtel Group's borrowings are primarily used for general corporate purposes. The Foxtel Group's borrowings are primarily used for general corporate purposes.



ITEM 3. QUANTITATIVE AND QUALITATIVE DISCLOSURES ABOUT MARKET RISK

201 10

ITEM 4. CONTROLS AND PROCEDURES

(a) Disclosure Controls and Procedures

1 34

13 15( ) 15( ) 15( )

(b) Internal Control Over Financial Reporting

2020

13 15( ) 15( ) 15( )

PART II

ITEM 1. LEGAL PROCEEDINGS

201 10

*Insignia Systems, Inc.*

201 10, ( )  
( ), 11, 201  
14, 201  
21, 201 11, 201  
14, 2020, 6, 2020,  
14, 2020.

*Valassis Communications, Inc.*

201 10, ( )  
( ), 2013.  
201  
1, 2013, 30, 2016,  
25, 201  
( ), 13, 201  
21, 201  
20, 201  
6, 2020,  
24, 2020. 1, 2020. 1,

ITEM 1A. RISK FACTORon GIpct

19)  $\frac{d}{dt} (u^2) = 2u \frac{du}{dt}$

1)  $\frac{d}{dt} (u^2) = 2u \frac{du}{dt}$

**Reductions in revenue and profitability across the Company's businesses.**

revenue and profitability across the Company's businesses.

1

ITEM 2. UNREGISTERED SALES OF EQUITY SECURITIES AND USE OF PROCEEDS

▲

ITEM 3. DEFAULTS UPON SENIOR SECURITIES

▲

ITEM 4. MINE SAFETY DISCLOSURES

▲

ITEM 5. OTHER INFORMATION

▲

ITEM 6. EXHIBITS

(c) -

31.1		13, 14	15, 14	1, 34	*
31.2		13, 14	15, 14	1, 34	*
32.1			1	1350	06
		2002	**		
101			10	31, 2020	
	( )			31, 2020	201 ( )
( )		( )		31, 2020	201 ( )
( )		31, 2020	( )	30, 201	( ) ( )
		31, 2020	201 ( )	( )	*
104			10	31, 2020	
	( )	101	*		

\*  
\*\*



SIGNATURE

1 34,

( )

\_\_\_\_\_



---

1350, 2002

10, 31, 2020, 1350, 06, 2002,

(1) 13( ), 15( ), 1 34,

(2)

, 2020

\_\_\_\_\_  
/s/ \_\_\_\_\_  
\_\_\_\_\_

\_\_\_\_\_  
/s/ \_\_\_\_\_  
\_\_\_\_\_